



display & interiors Ltd

tile & stone display product range

tile display expertise



May 2008
edition

tel 01227 832265

www.visiondisplay.co.uk

leaders in tile display design & manufacture





tile & stone display product range

Welcome to the latest information on the ceramic tile displays manufactured by Vision Display & Interiors Ltd. In this literature you will find details of our products, now widely used across the ceramic tile & stone industry in the UK.

About Vision:

Vision Display is the UK's only specialist display manufacturer working exclusively in the tile display industry. Our workshops near Canterbury, Kent, have been set up to enable Vision to provide a comprehensive design & manufacturing service for the wide range of tile displays that we produce.



Having worked for most of the UK's major tile companies over the last decade, Vision's designers have all the experience required to provide a complete service to tile distributors, manufacturers and retailers alike.

Vision's display products:

Some of the most popular products shown in the following pages are in continuous manufacture by Vision and are therefore often available from stock, or on short lead-times. The other items shown are examples of displays that we have manufactured previously and are sold on a made to order basis, normally with a 3-4 week lead-time from order placement.

Why are none of the items in this literature priced? - this is because we prefer to discuss your exact needs directly with you, to ensure that we are offering you the right items for your display needs, and prices can vary dependant on your overall requirements.

The Vision Display range has been put together following strong demands by our customers and consists of the most popular display units currently purchased by the UK's tile industry. This range includes everything from cradles, tile towers, clapper stands, book displays, sliding floor tile displays, fixed showroom displays etc.

Vision are continuously adding new products and variations to the product range. Our versatile design & manufacturing service gives us the flexibility to produce many options and variations so should you not see exactly what you require in the following pages then please do not hesitate to contact us - we may still be able to help with your requirements, or even develop your own ideas!

For further information please contact the Vision Display sales office on:

tel: 01227 832265

fax: 01227 832184

email: sales@visiondisplay.co.uk

www.visiondisplay.co.uk



Vision Clapper displays

available from stock!

This latest stand design includes 8 double-sided clapper doors (16 x sides of display) and is available with fixed trim or removable tile display panels. The supporting framework has been designed to allow the customer to see more of the tiles on show than the stand itself, but is engineered to the same high standard as all existing Vision clapper stands.

The removable clapper door system also includes a lift-off front section for easy access to the display panels and the facility to insert a central divider in order to change the panel from full to split display, or vice versa.

The header now includes a T5 fluorescent daylight fitting as standard, which gives off natural colour light to show the tiles in their true colours.

The Vision contemporary clapper range also includes full length & 3/4 length display panels.

The 3/4 panel stand (CS08V) features a sloping base display panel which can be easily removed if a more open style is required. The metal components underneath the sloping panel have been designed to be both structural and aesthetic for this purpose.

Stand dimensions: 1000mm wide x 2100mm high x 800mm deep.

Tile display panels - the clear tiling display areas are as shown:

CS08VE: (full length panels):-
Fixed trim panels = 1740mm x 610mm per side
Removable full panels = 1705mm x 610mm per side (2 per door)
Removable split panels = 815mm x 610mm per panel (4 per door)

CS08V (3/4 length panels): -
Fixed trim panels = 1435mm x 610mm per side
Removable full panels = 1400mm x 610mm per side (2 per door)
Removable split panels = 662mm x 610mm per panel (4 per door)
Base panel = 675mm x 675mm

Choose either maple (as shown) or beech wood trims and silver powder coated metalwork (other colours available upon request).



CS08VE (full length panels)



CS08V (3/4 length panels)

Not sure which type of clapper door to buy?
- see the clapper door option pages at the back of this catalogue for more info!

Heavy duty version for Natural Stone products now available!



Beech



Maple

For further information please contact the Vision Display sales office on: tel: 01227 832265 fax: 01227 832184

available from stock!

Euro Clapper displays

Originally designed by the Vision design team this tried & tested stand design has proved it's worth over many years. This clapper stand includes 8 double-sided clapper panels (16 x sides of display) and is available with fixed trim or removable tile display panels. The supporting framework is engineered to take the heavy weight-loads employed in displaying ceramic tiles and is finished to a high standard.

The removable clapper door system includes a lift-off front section for easy access to the display panels and the facility to insert a central divider in order to change the panel from full to split display, or vice versa.

The radial style header includes 3 low voltage light fittings as standard and comes complete with a simple plug-in supply - even including the plug!

Stand dimensions: 1000mm wide x 2100mm high x 800mm deep
Tile display panels - the clear tiling display areas are as shown:

CS08E: -

- Fixed trim panels = 1740mm x 610mm per side
- Removable full panels = 1705mm x 610mm per side (2 per door)
- Removable split panels = 815mm x 610mm per panel (4 per door)

Choose either beech (as shown) or maple wood trims and silver powder coated metalwork (other colours available upon request).

These stands are also available as a 10 panel option (1270mm wide).



CS08E 8 panel clapper



fixed panel version shown



Beech



Maple

Not sure which type of clapper door to buy?
- see the clapper door option pages at the back of this catalogue for more info!

Add-in divider strips available



For further information please contact the Vision Display sales office on: tel: 01227 832265 fax: 01227 832184

10 panel book displays

The Vision Book stand clapper displays have 10 double sided clapper panels (20 x sides of display, plus 2 x back panels which can be tiled if required) and are available with the same fixed-trim or removable tile display panels as used on the full length clapper displays - making them completely interchangeable! The supporting framework is engineered to take the heavy weight loads employed in displaying ceramic tiles and is finished to a high standard.

The removable clapper door system includes a lift-off front section for easy access to the display panels and the facility to insert a central divider in order to change the panel from full to split display, or vice versa.

The radial style header includes 6 low voltage light fittings as standard and comes complete with a simple plug-in kit.

Stand dimensions: 2100mm wide x 2100mm high x 900mm deep

Tile display panels - the clear tiling display areas are as shown:

BS10E: -

Fixed trim panels = 1740mm x 610mm per side

Removable full panels = 1705mm x 610mm per side (2 per door)


Removable split panels = 815mm x 610mm per panel (4 per door)

Choose either beech (as shown) or maple wood trims and silver powder coated metalwork (other colours available upon request).

These displays are also available as a 5 panel corner option, ideal for use where space is at a premium.



shown with untrimmed panels



5 panel corner version



Beech



Maple



For further information please contact the Vision Display sales office on: tel: 01227 832265 fax: 01227 832184

available from stock!

Rotary Tower displays

The Vision range of Rotary Tower displays are widely used in the UK tile market today, by distributors and showroom owners alike. Their popularity is due to the fact that these displays enable the retailer to show a wide selection of tiles in a very small floor space.

The rotating panels are ideal for showing 10 x 10 tiles, and are manufactured with our standard tile trim which gives a recess of 12.5mm x 420mm x 420mm on each side of the panel for tiling and grouting into.


The panels rotate on strong metal pins which are mounted into nylon inserts for ease of rotation and the panels can be simply lifted out of the display when they need to be re-merchandised.

The tower stands are available with or without a flat header panel, dependant on your particular choice of style.

The displays can be finished with either our beech or maple effect tile trim.


Ask our sales office for more information.

12 panel rotary towers



RT12V - without/with header

6 panel wall display



RW06V

8 panel floor tile version



RT08E

16 panel version



RT16V

For further information please contact the Vision Display sales office on: tel: 01227 832265 fax: 01227 832184

Mosaic/Listello displays

Vision manufacture a selection of compact tower displays designed for displaying Mosaic tiles, Listello's and other small format products.

The display stands are available as static units (mounted on adjustable feet) or on a rotating base - ideal for showrooms where space is at a premium.

These displays use a simple hook-on method for mounting the tile display panels, and are designed to allow large and small panels to be intermixed on all of the four sides of the display. The tile display options include our beech or maple effect display panels, with a 12.5mm deep recess for tiling and grouting into, or alternatively, we can supply sets of flat Foamex panels in either grey, white or beige. These panels are ideal for showing small tiles where no grouting is required.

The tower stands are available with or without POS header plates, dependant on your particular needs.

Ask our sales office for more information.



Stand dimensions:
600mm circular base x 1800mm high

Clear tiling display areas:
Small panels 310mm x 310mm
Large panels 700mm x 310mm



Beech

Maple

For further information please contact the Vision Display sales office on: tel: 01227 832265 fax: 01227 832184

Sliding floor tile displays

Vision's floor tile sliders are designed to show a large area of floor or large format tiles and allow the customer an opportunity to view the products close up. The floor tile display panels run on ball-bearing mounted nylon wheels for a smooth action.

The tile display trays come complete with plain mdf panels and are provided with a metal drop-over tray, designed to cover the edges of the cut tiles.

Stand dimensions (wall option):
2000mm wide x 2100mm high x 1025mm deep

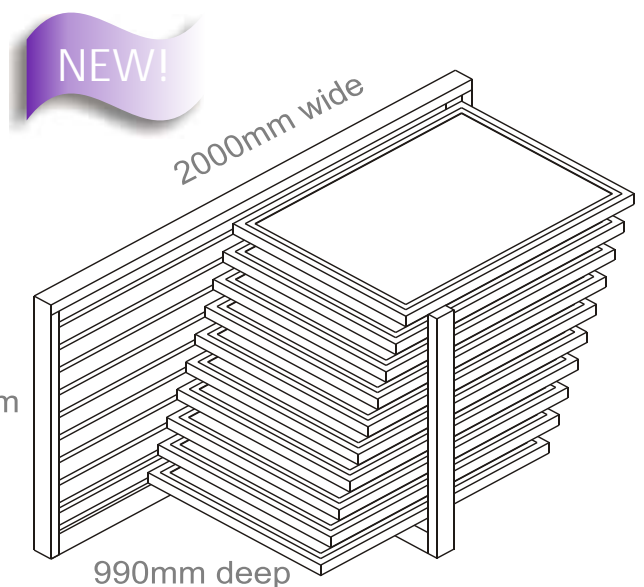
Clear tiling display area of each panel =
1220mm x 1035mm

Colours: silver as standard, other colours upon request.

These displays are provided in kit form and come complete with step by step installation instructions for self fitting. Alternatively, why not ask Vision to quote for installation for you - contact the Vision sales office for further information.




** At the time of this brochure going to print Vision have added a new range of low level sliding displays, including 8 & 10 panel single banked versions (as per the sketch shown below) and a 20 panel double banked version - ask the Vision sales office for further information!



For further information please contact the Vision Display sales office on: tel: 01227 832265 fax: 01227 832184

Single Tile Displays

Loose tile displays provide an effective way of showing a range of tiles within a small showroom area and the Vision range includes many options designed for use by both tile distributors and individual showrooms alike. Choose from the simplest hand board tube cradles to our metal or new acrylic laser cradles, which can be designed to take many sizes of tiles.



Vision laser cradles can be designed to take many sizes of loose tiles, or your own handboards if required. All metal items are powder coat finished (silver as standard, or to a colour of your choice upon request).



Tube cradles designed for tile handboards. Buy either the Vision standard version (750mm long x 750mm high x 400mm wide) or ask us to quote for your preferred size - we can manufacture many variations to suit your particular needs.

All cradles can be powder coat finished to a colour of your choice and can be supplied printed with your logos if required.

Tile towers designed to hold single tiles in a vertical format - various options available, call the sales office for further information.

For further information please contact the Vision Display sales office on: tel: 01227 832265 fax: 01227 832184

Metal modular roomset displays

Vision Display manufacture and supply roomsets to suit all types of tile and bathroom showrooms. Whether purely for showing ceramic tiles or designed to incorporate bath and sanitary ware, Vision can offer a wide range of displays to suit every customers' needs.

Our latest generation of modular roomsets are designed to have a contemporary look with a practical tiling method. These displays can be provided in a number of types (single sided, double sided, corner units) enabling you to install a varied layout in your showroom.

We offer a fixed panel version which is simply tiled on the stand or a removable panel version, which allows the tile display panel to be pre-tiled and fitted using our unique tile panel carrier system.

Many modular options can be created to suit different settings, as shown in the examples on this page. Please contact our sales office to discuss your particular requirements.



choice of removable or fixed display panel versions - call the sales office for details!



These two images show a pre-tiled display panel being fitted using our unique carrier frame system - all top fixings are hidden under the folded top cap giving the unit a neat finish!



For further information please contact the Vision Display sales office on: tel: 01227 832265 fax: 01227 832184



Timber roomset displays

These displays are designed and made to order, and are constructed to suit your particular needs. Vision manufacture these displays with strong base plinths which are suitable for customers to stand on once tiled. The base plinths and back walls are all recessed for tiling and grouting into. The tiles can be removed time and again when new product ranges need to be shown.

These displays are ideal for taking care of those areas in a showroom which are difficult to fit conventional displays into, such as around pillars and awkward corners etc. Vision can also design these displays to incorporate shelving or literature displays etc - the possibilities are endless!

The examples shown on this page give an indication of some of the recent versions that we have manufactured. We are able to make these to your specific sizes required, please just ask our sales office for further information.

All displays can be finished with either our beech or maple effect tile trim.



For further information please contact the Vision Display sales office on: tel: 01227 832265 fax: 01227 832184

Showroom displays

Vision also design and manufacture a wide variation of display units designed specifically for use in tile showrooms. These displays can either be supplied and installed by Vision as part of our whole showroom design and fit-out service, or purchased by retailers who are carrying out their own re-fit or new showroom opening.

The next few pages show images of some of the work that we have undertaken and will hopefully give you ideas that will help you to lay out your showroom in a professional manner. Should you require any further information regarding these displays please just ask our sales office for more information.



For further information please contact the Vision Display sales office on: tel: 01227 832265 fax: 01227 832184

Showroom displays

chevron displays



wall hung display panels

Wall hanging display panels:

Simply screw the fixed batten to your wall and hang your wall panel onto it! Panels made to any size required, just contact the sales office for further a quotation.



promotional/clearance displays



Wall mounts:

Simply screw to your wall and display either sample tiles or flat display panels as required. Choose from either zinc plated or beautiful stainless steel finishes. These wall mounts simply adjust to suit the thickness of your tiles on display. Ask the Vision sales office for further information.

For further information please contact the Vision Display sales office on: tel: 01227 832265 fax: 01227 832184

Counters, adhesive/tool shelving units etc

Vision also design and manufacture counters, adhesive/tool shelving and racking etc for showrooms.

These items can either be supplied and installed by Vision as part of our whole showroom design and fit-out service, or purchased by retailers who are carrying out their own re-fit or new showroom opening.

This page shows images of some of the work that we have undertaken, should you require any further information please just ask our sales office for more information.




For further information please contact the Vision Display sales office on: tel: 01227 832265 fax: 01227 832184

Display projects

As designers and manufacturers of display equipment, Vision are always involved in new and special products for the tile industry.

This page shows images of some of the various projects that we have undertaken and may serve to give you ideas and inspiration to solve a particular display issue that you have. Should you require any further information regarding these displays please just ask our sales office for more information.



For further information please contact the Vision Display sales office on: tel: 01227 832265 fax: 01227 832184

Clapper door options

Vision's clapper door options explained:

Vision offer a wide selection of clapper door options, designed to suit every possible variation of display required by our customers. We have included detailed information in order to make it easy for you to understand exactly what the options are and how they work, so that you can decide which version you wish to buy.

The different types of clapper door are:

- Fixed trim
- Removable full panel trimmed
- Removable split panel trimmed
- Removable full panel untrimmed
- Removable split panel untrimmed

Fixed trimmed version:

Designed to be a cost effective method of producing display panels, the fixed trim clapper door enables Vision to offer clapper displays at very low prices. Ideal for distributors and showroom owners alike, this method of display has been in use for many years.

The fixed trim clapper is manufactured with either our beech or maple effect trim fitted directly to a central mdf board. The clapper panel is then fitted with brackets to allow it to be lifted on and off the clapper display frame with ease.

The Vision fixed trim gives you a 12.5mm recess both sides of the panel. You simply fix your display tiles to the central panel and grout into the edge trim to finish off. When you need to change the display tiles, just chip off the old tiles and re-tile the panel again. With care, these panels can be re-used many times and new replacements are available from stock if required

Tiles fixed directly to the face of the panel and grouted if required



Also available are individual strips of tile trim which can be used to divide the tile displays in order to show two or more colour variations etc. These are supplied cut to length by Vision and are designed to be fixed into position as you merchandise your tiles, normally with hot-melt glue. They can be removed and repositioned as required.

Divider strips available for all tile display panels

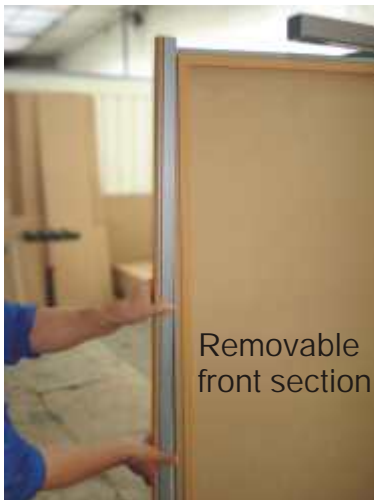


For further information please contact the Vision Display sales office on: tel: 01227 832265 fax: 01227 832184

Clapper door options - cont.

Removable full panel trimmed version:

Designed originally for tile distributors who have to ship ready-tiled panels around in order to avoid having to chop off display tiles in their customers' showrooms, the trimmed tile display panels are separate boards which slide in and out of a pre-fabricated clapper 'door'. Manufactured from mdf with either our beech or maple effect tile trim fitted directly to the face of one side of the board. Just tile into the recess provided (15mm deep) and slide the clapper panel into position with one full panel either side of the main clapper door. Vision clapper doors have a lift-off front section designed to hide the front edges of the boards and complete the clapper door construction. These tile display panels can be re-used many times and new replacements are available from stock if required.



Removable front section



Tiles fixed onto the display panel, which is then slid into the main clapper door.

Removable split panel trimmed version:

The split panel version works in exactly the same way as the full panel version, except with 2 x individual display panels used each side of the main clapper door (4 panels per individual door). The panels are approximately half the size of the full panel version and allow two different colour ranges to be shown on each side of the clapper door, increasing the number of different tiles that can be shown in the same floor space.

The two display panels are separated by use of a metal central divider which clips into the framework of the clapper door. This can be fitted and removed easily whenever you wish to change the variation of tile display panels on show. These tile display panels can be re-used many times and new replacements are available from stock if required.



Split display panels shown, 2 x individual panels per side/ 4 x panels per clapper door

Clapper door options - cont.

Untrimmed version:

The untrimmed tile display panels work in the same way as the Vision removable display panels, except that the display panels are plain mdf and do not have any grouting trims fitted.

With this method, you tile to the edge of the mdf panel and then slide the panel into the channels of the main clapper door, with both the mdf panel and the tiles being held inside the metal section. The folded metal edges of the door prevent the cut-edges of the tiles from being seen by the customer.

Vision clapper doors have a lift-off front section designed to hide the front edges of the boards and complete the clapper construction. These tile display panels can be re-used many times and new replacements are available from stock if required.



Tiled board slides into the clapper frames and the edges are hidden by the folded metal edges



Removable split panel untrimmed version:

The split panel version works in exactly the same way as the trimmed panel version, by use of a metal central divider which clips into the framework of the clapper door.

Most of our clapper and book displays are also available with wider clapper doors for larger format/floor tiles - please contact the Vision sales office for further info!



For further information please contact the Vision Display sales office on: tel: 01227 832265 fax: 01227 832184



FAQ's

Shown below are some of the most frequently asked questions from our customers:

Q: Can I see the different finishes before I buy?

Yes, just ask our sales office for free samples of our tile trim mouldings or standard powder coat colours, which will be posted directly to you.

Q: I need to start tiling my display panels as soon as possible, can I get them in advance of the main stands?

Yes, Vision can normally supply the panels in advance (often from stock), although if you are not collecting they will be subject to a delivery cost which will be quoted to you at the time of enquiry. Just ask when placing your order.

Q: Is delivery included in the cost of the displays?

Unfortunately not. Costs of delivery can vary dependant on the physical quantity and weight of the displays ordered. Many of our customers have their own transport facility and prefer to collect from our workshops, so rather than superficially inflating the cost of the displays to include free delivery (there is no such thing!) we prefer to show the actual stand prices and discuss delivery with you. We can organise delivery for you if required using our local transport network, which is passed on at cost.

Q: How easy are the lighting kits to install, and are they safe?

Vision do not carry out any of the electrical work due to the current regulations, so we have all lighting kits manufactured to our specification by a regulated lighting supplier. You simply push fit all the connections together and the wiring looms even come fitted with a 13amp plug!

Q: What if I need replacement or spare tile display panels?

Vision constantly manufacture display panels for the clapper and tower displays, which are normally available from stock or on short lead-times. You can even buy replacement panels for the older `euro21' type displays from us!

Showroom design:

Q: I need help with the layout for my new showroom or re-vamp, what can Vision do for me?

Visions' Design Director, Nikki Akerman, is an experienced and qualified spatial interior designer and can work with you to achieve the optimum layout for your showroom.

Vision can then manufacture and supply or install all the display equipment required to get you trading efficiently.

For further information please contact the Vision Display sales office on:

tel: 01227 832265

fax: 01227 832184

email: sales@visiondisplay.co.uk

www.visiondisplay.co.uk





tel 01227 832265
www.visiondisplay.co.uk
leaders in tile display design & manufacture