

Product Sheet

Display Title:
MODE - Tile Display Range



01	Content Page
02-03	Display Features
04-08	Technical Information
09	Display Accessories
10	MODE In-Situ

Quick Description

MODE is a collection of versatile tile sample displays designed for tile & bathroom showrooms.

Designed with a boutique-style appeal, the MODE range includes **five free-standing modules, all with different attributes that are designed to complement each other and provide multiple solutions for displaying tile samples in stylish and accessible ways.**

We design.
We manufacture.
Your vision.

Contact the Vision Sales office for any further assistance on 01227 832265
or e-mail sales@visiondisplay.co.uk

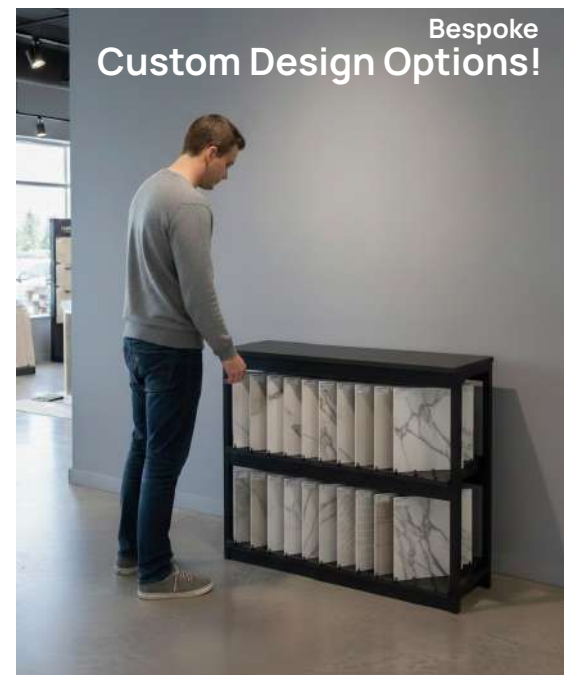
Introduction

The Story Behind MODE

We designed MODE in response to customer demand for a readily available boutique-style tile display system.

It was designed at a cost point that is competitive when compared to similar, bespoke made displays which would normally require the services of expensive joinery/shopfitting manufacturers.

Make a statement with MODE, fully customizable to your showroom



Quick Info

MODE Display Features

- Designed to **display samples and smaller tile and stone products.**
- Use of **Metal Frame for Strength.**
- Available in **Black melamine faced MDF** for a contemporary look but also offered in **Lacquered Birch Ply** for a more natural, high-end aesthetic.
- Delivered pre-assembled.
- Adaptable for future product changes.
- Comes in a standard size but can be redesigned to alternatives sizes.

We design.
We manufacture.
Your vision.

Contact the Vision Sales office for any further assistance on 01227 832265
or e-mail sales@visiondisplay.co.uk

Stock Range

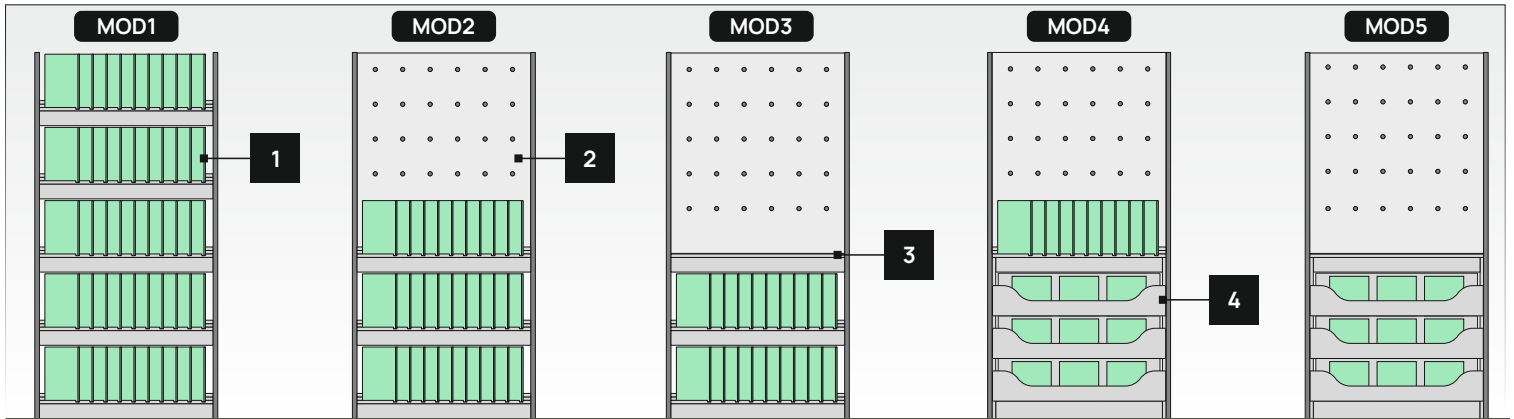
The Standard MODE Displays

The **MODE Range** includes five free-standing modules, these modules are listed as **MOD1 to MOD5** and their components are mentioned in brief below.

Face Elevations

NTS

 = Tile Product



Vertical Array

Our hugely successful 'Vertical Array' method which displays the tiles vertically and on an angle for easy viewing and selection by the customer.



Pegboard

The back panels are provided with pre-drilled holes to carry simple wooden pegs which support sample shelves and cards.



Layout Table

A layout top (380mm deep) complete with "Soft Touch" material.

This is available in Black or Sahara to match the Birch finish.



Sample Drawers

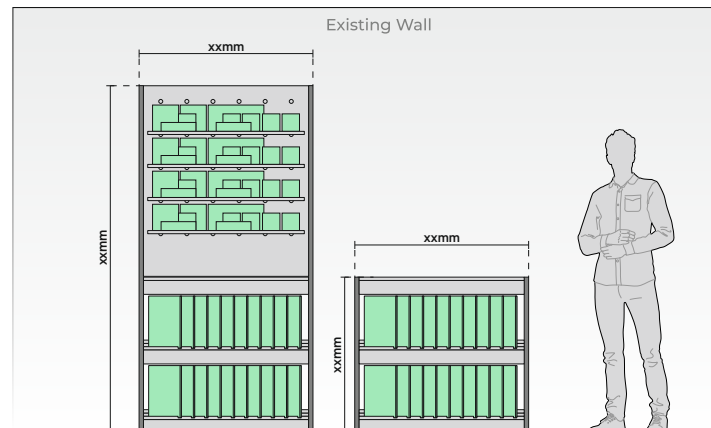
The sample drawers for displaying tiles sized up to 200mm high, includes an internal drawer slotted base to organise loose samples.

Bespoke Changes

Customise your MODE

If the Standard MODE Range isn't best suited to your product or showroom space, we offer a Bespoke option.

You can customise your MODE Display to add or remove whichever components you need to!



Display Image



Component 1

Vertical Array

Number of Display Slots Per VA Shelf: **10**

Number of Display Slots Total: **50**

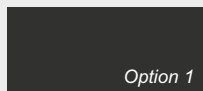
MAX Product Sizes:
300mm(h) x 300mm(w) x 10mm Thick

Accessories /

N/A


Mode can be delivered fully assembled up to 3 display units per pallet to your destination (costs subject to postcode) - Generally available from stock for 48 hour delivery.

Materials



Option 1

Black MDF with
Black Metal Fabrication



Option 2

Birch Ply with
Black Metal Fabrication

Actual Display Unit Dimensions

MOD Unit Size: 1000mm(w) x 2000mm(h) x 300mm(d)

Bespoke Options Available

Contact our Sales Office with the info at the bottom of the page for details.

MOD1: Dimension Drawing

Display Components Included:

Vertical Array:

These can be re-handed to suit the customer flow direction of any showroom!

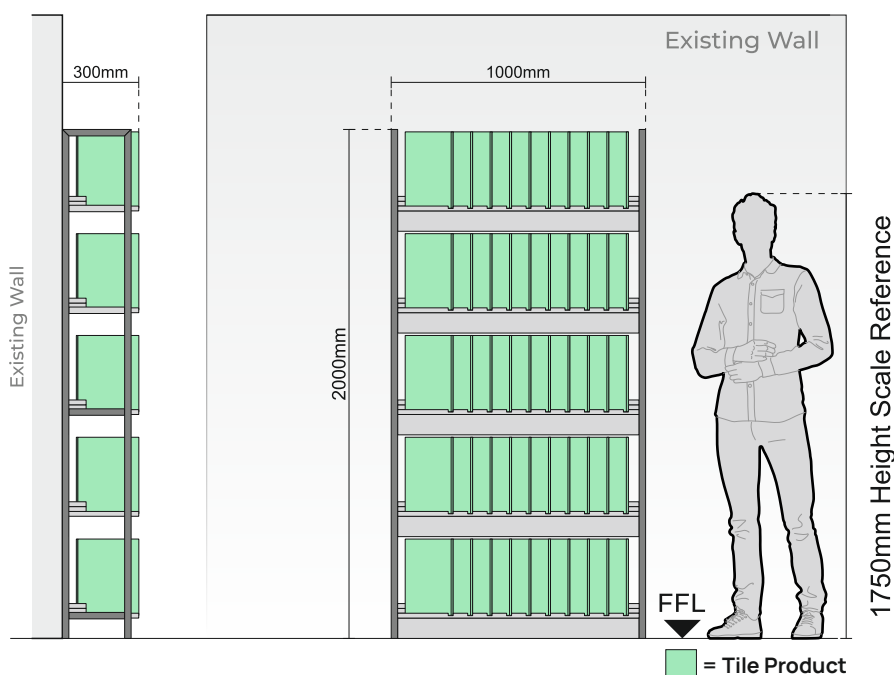
Other Notes

No Accessories:

This is the only MODE Display without additional accessories available.

Side Elevation

Face Elevation



Display Image

Pegboard Layout for Visual Purposes Only



Component 1

Pegboard Layout

Requires either **FULL WIDTH** or **HALF Shelves** or **Sample Cards**

MAX Product Sizes: 150mm(h) x 10mm Thick

Component 2

Vertical Array

Number of Display Slots Per VA Shelf: **10**

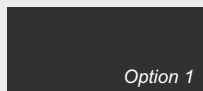
Number of Display Slots Total: **30**

MAX Product Sizes: 300mm(h) x 300mm(w) x 10mm Thick

Accessories / 3 Full Shelves as Standard


Mode can be delivered fully assembled up to 3 display units per pallet to your destination (costs subject to postcode) - Generally available from stock for 48 hour delivery.

Materials



Option 1

Black MDF with
Black Metal Fabrication



Option 2

Birch Ply with
Black Metal Fabrication

Actual Display Unit Dimensions

MOD Unit Size: 1000mm(w) x 2000mm(h) x 300mm(d)

Bespoke Options Available

Contact our Sales Office with the info at the bottom of the page for details.

MOD2: Dimension Drawing

Display Components Included:

Sample Pegboard:

This MOD is supplied with a Sample Pegboard. The back panels are provided with pre-drilled holes to carry pegs which support sample shelves or cards.

MOD2 is supplied with 3 Full Width Shelves as Standard.

Accessories:

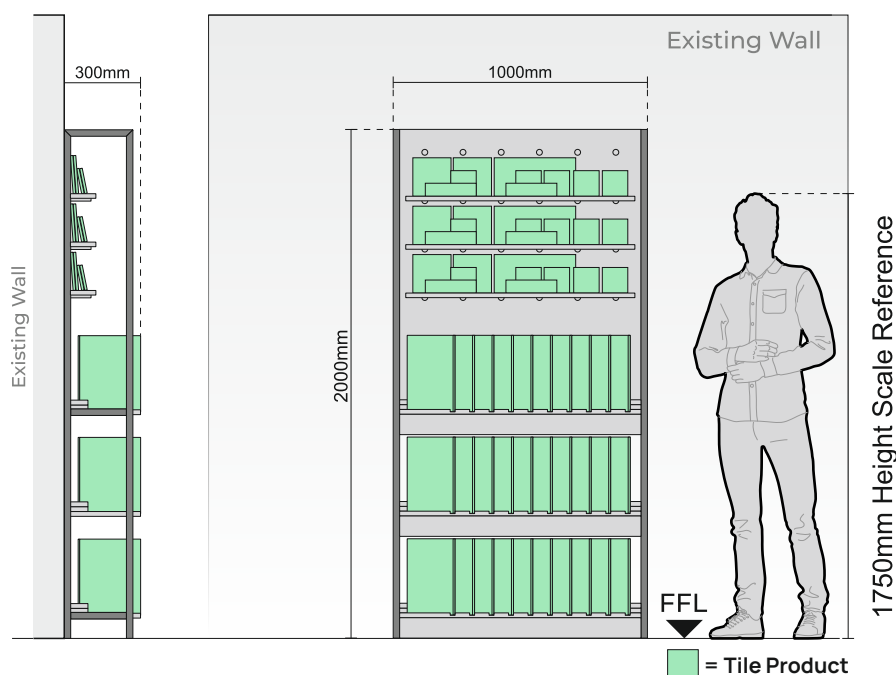
These Additional Full/Half Width Shelves and Sample Cards can be purchased separately for the Sample Pegboard.

Vertical Array:

These can be re-handed to suit the customer flow direction of any showroom!

Side Elevation

Face Elevation





Component 1 **Pegboard Layout**

Requires either **FULL WIDTH** or **HALF Shelves** or **Sample Cards**

MAX Product Sizes: 150mm(h) x 10mm Thick

Component 2 **Layout Table**

To hold any number of loose tiles

Component 3 **Vertical Array**

Number of Display Slots Per VA Shelf: **10**


Number of Display Slots Total: **20**

MAX Product Sizes: 300mm(h) x 300mm(w) x 10mm Thick

Accessories / 4 Full Shelves as Standard


Mode can be delivered fully assembled up to 3 display units per pallet to your destination (costs subject to postcode) - Generally available from stock for 48 hour delivery.

Materials



Option 1

Black MDF with
Black Metal Fabrication



Option 2

Birch Ply with
Black Metal Fabrication

Actual Display Unit Dimensions

MOD Unit Size: 1000mm(w) x 2000mm(h) x 400mm(d)

Bespoke Options Available

Contact our Sales Office with the info at the bottom of the page for details.

MOD3: Dimension Drawing

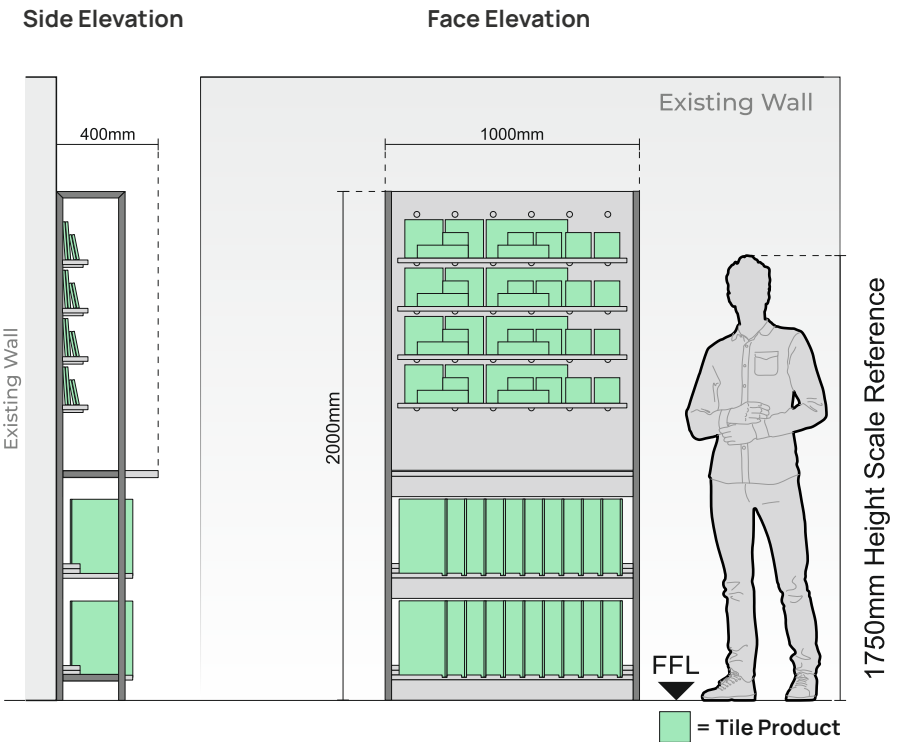
Display Components Included:

Sample Pegboard:
This MOD is supplied with a Sample Pegboard. The back panels are provided with pre-drilled holes to carry pegs which support samples shelves or cards.
MOD3 is supplied with 4 Full Width Shelves as Standard.

Accessories:
These Additional Full/Half Width Shelves and Sample Cards can be purchased separately for the Sample Pegboard.

Layout Table:
A protruding customer layout top complete with 'soft touch' material on the top surface (**380mm deep**)

Vertical Array:
These can be re-handed to suit the customer flow direction of any showroom!



Display Image

Pegboard Layout for Visual Purposes Only



Component 1

Pegboard Layout

Requires either **FULL WIDTH** or **HALF Shelves** or **Sample Cards**

MAX Product Sizes: 150mm(h) x 10mm Thick

Component 2

Vertical Array

Number of Display Slots Per VA Shelf: **10**

MAX Product Sizes: 300mm(h) x 300mm(w) x 10mm Thick

Component 3

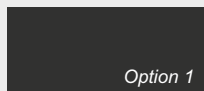
Sample Drawers

MAX Product Sizes: 200mm(h) x 10mm Thick


Accessories / 3 Full Shelves as Standard

Mode can be delivered fully assembled up to 3 display units per pallet to your destination (costs subject to postcode) - Generally available from stock for 48 hour delivery.

Materials



Black MDF with
Black Metal Fabrication



Birch Ply with
Black Metal Fabrication

Actual Display Unit Dimensions

MOD Unit Size: 1000mm(w) x 2000mm(h) x 300mm(d)

Bespoke Options Available

Contact our Sales Office with the info at the bottom of the page for details.

MOD4: Dimension Drawing

Display Components Included:

Sample Pegboard:

This MOD is supplied with a Sample Pegboard. The back panels are provided with pre-drilled holes to carry pegs which support sample shelves or cards.

MOD4 is supplied with 4 Full Width Shelves as Standard.

Accessories:

These Additional Full/Half Width Shelves and Sample Cards can be purchased separately for the Sample Pegboard.

Vertical Array:

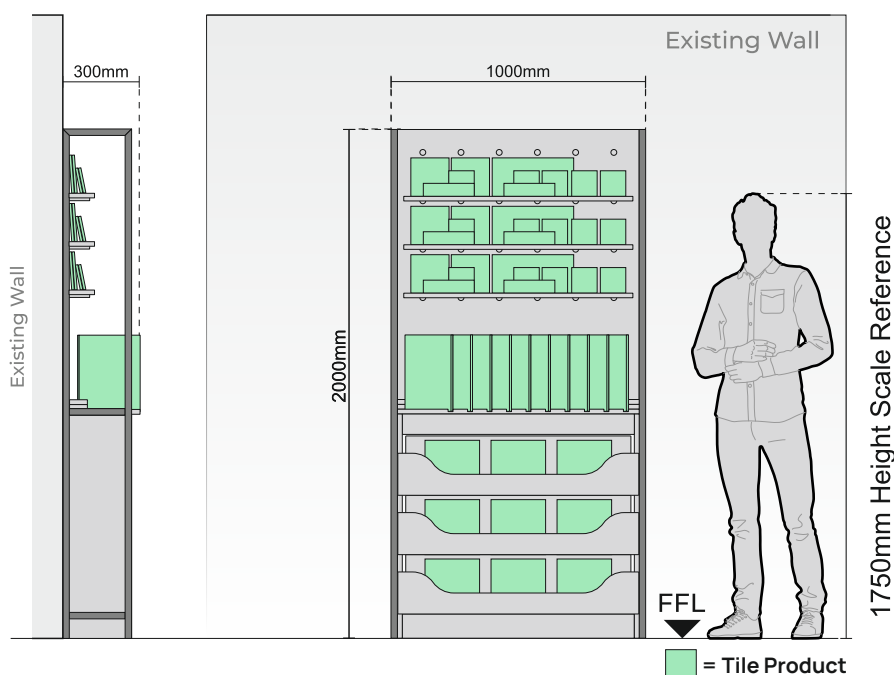
These can be re-handed to suit the customer flow direction of any showroom!

Sample Drawers:

Tile sample drawers for displaying tiles sized up to **200mm high**, includes an internal drawer slotted base to organise loose samples.

Side Elevation

Face Elevation



Display Image

Pegboard Layout for Visual Purposes Only



Component 1

Pegboard Layout

Requires either **FULL WIDTH** or **HALF** Shelves or **Sample Cards**

MAX Product Sizes: 150mm(h) x 10mm Thick

Component 2

Layout Table

To hold any number of loose tiles

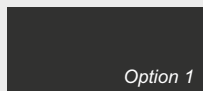
Component 3

Sample Drawers


MAX Product Sizes: 200mm(h) x 10mm Thick

Accessories / 4 Full Shelves as Standard

Materials



Black MDF with
Black Metal Fabrication



Birch Ply with
Black Metal Fabrication

Mode can be delivered fully assembled up to 3 display units per pallet to your destination (costs subject to postcode) - Generally available from stock for 48 hour delivery.

Actual Display Unit Dimensions

MOD Unit Size: 1000mm(w) x 2000mm(h) x 400mm(d)

Bespoke Options Available

Contact our Sales Office with the info at the bottom of the page for details.

MOD5: Dimension Drawing

Display Components Included:

Sample Pegboard:

This MOD is supplied with a Sample Pegboard. The back panels are provided with pre-drilled holes to carry pegs which support sample shelves or cards.

MOD5 is supplied with 4 Full Width Shelves as Standard.

Accessories:

These Additional Full/Half Width Shelves and Sample Cards can be purchased separately for the Sample Pegboard.

Layout Table:

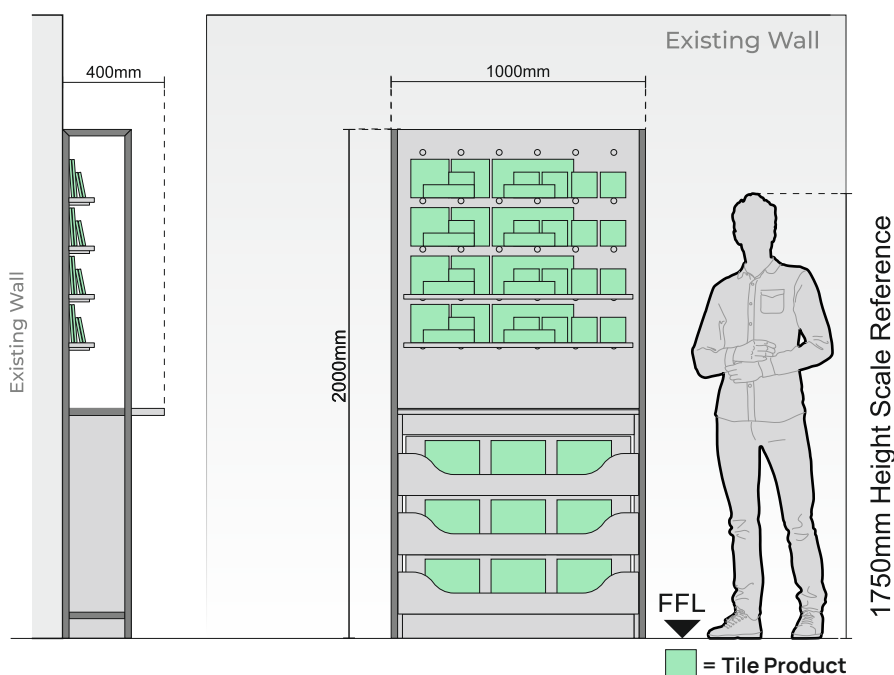
A protruding customer layout top complete with 'soft touch' material on the top surface (**380mm deep**)

Sample Drawers:

Tile sample drawers for displaying tiles sized up to **200mm high**, includes an internal drawer slotted base to organise loose samples.

Side Elevation

Face Elevation



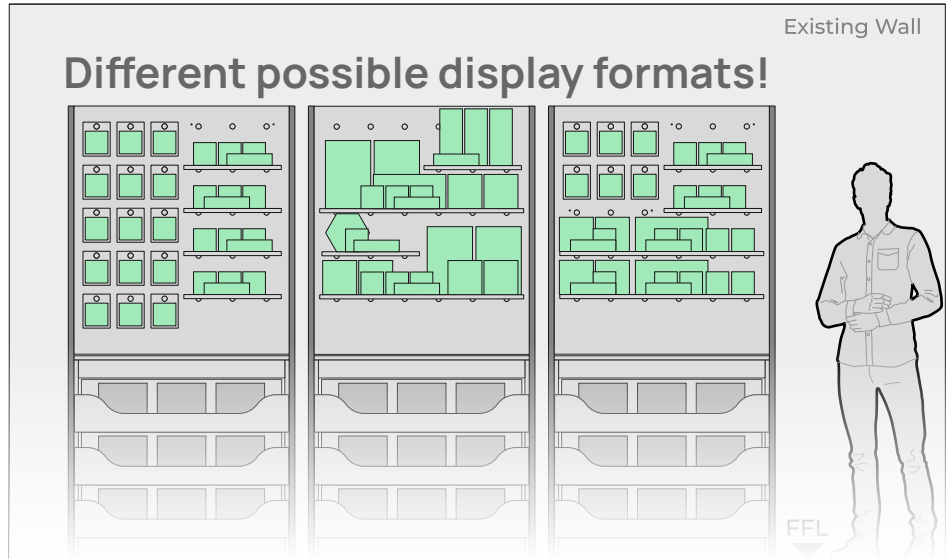
Accessory List

Sample Pegboard in Practice:

The back panels are provided with pre-drilled holes to carry simple wooden pegs which support **samples shelves**. You can mix and match the display format with **Full and Half Width Shelves** as well as additional **Sample Foamex Cards**.

 = Tile Product

Face Elevation - NTS



Accessory 1: Pegs & Sample Cards

Options

Pegs

Option 1

Black Nylon Dowels

Option 2

Wooden Dowels

Foamex Cards

Option 1

Black Foamex

Option 2

White Foamex



Wooden Dowels



White Foamex

Max 30 Per Pegboard

Accessory 2: Shelf

Options

Full Width

Option 1

Contemporary Black

Option 2

Lacquered Birch Ply

Half Width

Option 1

Contemporary Black

Option 2

Lacquered Birch Ply



Contemporary Black



Lacquered Birch Ply

Each Full Shelf is supplied with 4 Dowels

Each Half Shelf is supplied with 2 Dowels

We design.
We manufacture.
Your vision.

Contact the Vision Sales office for any further assistance on 01227 832265
or e-mail sales@visiondisplay.co.uk

MODE

Display Formats



sale
Make a statement with MODE
solution
story



We design.
We manufacture.
Your vision.

Contact the Vision Sales office for any further assistance on 01227 832265
or e-mail sales@visiondisplay.co.uk
Page 10 / 10